

- Toggle switch included for easy up and down operation
- Open and closed positions are controlled by adjustable internal limit switches
- Manual override handle allows operation during power loss



The Light Duty Motorized Shade features the convenience of motorized operation at the price of a manual shade! It is ideal for lower duty cycle manual or semi automatic work cells where up/down speed is less important. You operate the motorized curtain using the cord mounted toggle switch. Built-in adjustable limit switches automatically stop the unit when it reaches its open or closed position. In case of power failure, the curtains manual feature can also raise or lower the shield.

The fully self contained unit includes a compact tubular motor, adjustable limit switches, “up-down-stop” toggle switch, and plug-in power cord. Everything is self contained, runs on 110 volts, and is ready to operate out of the box. We have a wide variety of optional mounting systems to make your installation even easier: hanging chains, wall brackets, or support posts with pedestal.

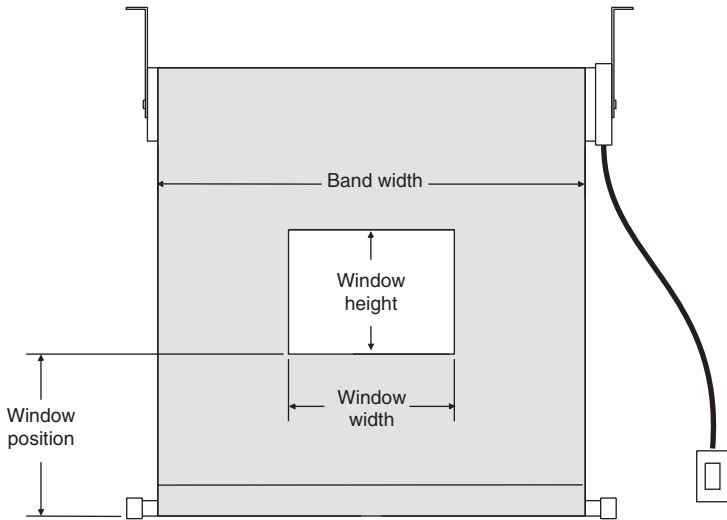
Standard sizes are available with quick delivery. Or, we can manufacture a custom unit to fit your exact needs. Call for more information!

### Standard Specifications

<b>Operation:</b>	Included with each unit is a three position toggle switch. Open, close, and stop positions are prewired into the switch. Internal limit switches allow for easy open and closed position adjustment
<b>Cycle Time:</b>	6 cycles per hour
<b>Mounting:</b>	Standard brackets available for easy mounting
<b>Curtain Material:</b>	Various materials available. Consult MPC about your application. Reference Bulletin #260
<b>Sizes:</b>	Standard sizes for quick delivery. Custom dimensions available to meet your needs
<b>Window:</b>	Optional safety window provides a safe view of the work cell

# Quotation Request

Company Name: \_\_\_\_\_ Date: \_\_\_\_\_  
 Address: \_\_\_\_\_ Contact Person: \_\_\_\_\_  
 City: \_\_\_\_\_ State: \_\_\_\_\_ Phone: \_\_\_\_\_  
 Zip: \_\_\_\_\_ Fax: \_\_\_\_\_



### Window Options

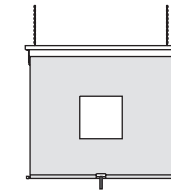
- Curtain window:
  - Standard window: 2' x 2' Centered on band
  - Custom window:
    - Position of window: height \_\_\_\_\_ (inch)
    - Window width \_\_\_\_\_ (inch)
    - Window height \_\_\_\_\_ (inch)
    - Window fabric:
      - 14 mil Blue (MPC material code WC30)
      - 14 mil Red (MPC material code WC31)
      - 14 mil Dark Green (MPC material code WC32)
      - 14 mil Yellow (MPC material code WC33)
      - 14 mil Gray (MPC material code WC34)
      - 40 mil Orange (MPC material code WC40)

### Included Components

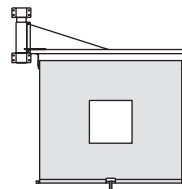
- Adjustable internal limit switches included to control the open and closed positions
- Toggle switch with an open, closed and stop position prewired to the unit. Six feet of cord allow the unit to be plugged into any standard 110V outlet.
- Manual override handle allows for operation during power loss

### Mounting Options


#### Chain or Cable



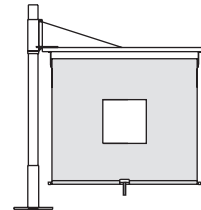
#### Wall Mounted Swivel



#### Standard Mounting Brackets



#### Pedestal Mounted Swivel



### Order Specifications

Standard width:  3 FT  4 FT  6 FT  8 FT  
 Custom band width: \_\_\_\_\_ (inch)  
 Standard height:  4 FT  6 FT  8 FT  
 Custom band height: \_\_\_\_\_ (inch)  
 Band material options:  
 WC10    WC11    WC12    WC13    WC14  
 WC15    WC16    WC30    WC31  
 WC32    WC33    WC34    WC40

Reference Bulletin #260 for material descriptions and other available materials.

### Mounting Options

- Mounting Brackets
- Wall Mounted Swivel
- Pedestal Mounted Swivel
  - 8 FT Tall    10 FT Tall    12 FT Tall
- Chain or Cable Hung (Supplied by Others)

### Notes

Duty Cycle: Six cycles per hour  
 Up/Down Speed: 4 in per second

### Special Requirements and Notes:



MPC warranty is for the value of our products only. MPC is not liable for incidental or consequential damages. Specifications are subject to change, please request approval drawings if needed. Customers must use safe design practices and install MPC products according to applicable OSHA regulations. Customer is responsible to verify all safety aspects of product usage. MPC makes no claims regarding the merchantability or fitness of use. No employee of MPC is authorized to modify this warranty. ©Copyright 2000 Milwaukee Protective Covers.

3811 N. Holton Street • Milwaukee, WI 53212 • Phone 414-906-4000 • FAX 414-906-4100 • www.MPCcovers.com